

Direct-Vent Furnace

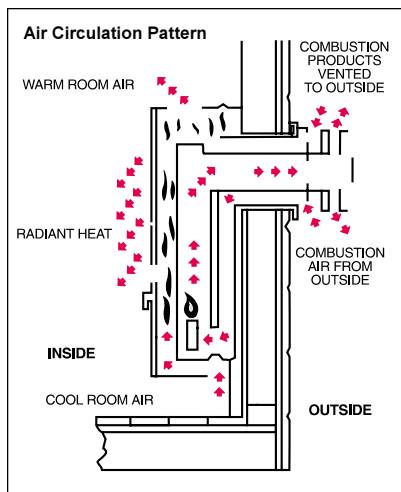
Model Number		Btu/hr Input Rating	Btu/hr Output Rating	Thermal Efficiency %	AFUE %	Width x Depth	Overall Height	Maximum Wall Thickness	Type of Control	Shipping Weight
Natural	Propane									
1403622	1403621	14,000	10,039	76	63	18" x 7 ¹ / ₈ "	26 ³ / ₄ "	24"*	Millivolt Wall	52 lbs.
1403612	1403611	14,000	10,039	76	63	18" x 7 ¹ / ₈ "	26 ³ / ₄ "	24"*	Built-In	56 lbs.
2203622	2203621	22,000	16,462	75	67	32 ¹ / ₈ " x 10 ¹ / ₄ "	28"	24"*	Millivolt Wall	98 lbs.
2203612	2203611	22,000	16,462	75	67	32 ¹ / ₈ " x 10 ¹ / ₄ "	28"	24"*	Built-In	98 lbs.
3003622	3003621	30,000	21,849	73	66	32 ¹ / ₈ " x 10 ¹ / ₄ "	28"	24"*	Millivolt Wall	100 lbs.
3003612	3003611	30,000	21,849	73	66	32 ¹ / ₈ " x 10 ¹ / ₄ "	28"	24"*	Built-In	100 lbs.
DIRECT-VENT MOBILE HOME FURNACE										
**	1403621.05	14,000	9,800	70	62	28" x 7"	28"	9"	Millivolt Wall	52 lbs.
**	3003621.05	30,000	21,000	70	65	30" x 9"	30 ³ / ₄ "	9"	Millivolt Wall	78 lbs.

All units have 1/2" Gas Connection.

* Accessory. Venting shipped with furnace for up to a 9" wall thickness.

** Field converts to natural gas. Conversion kit included.

FEATURES



Direct-Vent Safety

For clean, comfortable heat when and where you want it. The gas flame is completely sealed inside, away from all contact with room air. Air necessary for combustion is drawn into the chamber from outside through direct wall vent, and all combustion products are vented directly to the outside. Only clean, gentle heat, in continuous circulation is delivered into the room. Windows and doors can stay closed because no room air is used for combustion.

"Matchless" Pilot Ignitor

All models include a Piezo pilot ignition and a glass observation door. Assures convenient pilot lighting without matches.

Automatic Thermostats

(No Electricity Required — Included with all Models)

Available with your choice of a self-generating millivolt wall thermostat or a self-contained bulb thermostat with a full range of adjustment on the gas valve dial. All models feature 100% safety shut-off as standard equipment. Mobile home models equipped with wall thermostat only.

Contemporary Finish

Light, powder-coat scratch-resistant finish to blend with any decor.

Conversion Kits Available



225 Acacia Street • Colton, CA 92324 • U.S.A.

(909) 825-0993

Fax (909) 370-0581 or (909) 824-8009


www.williamscomfortprod.com



ACCESSORIES

High Capacity Blower

Blower fits inside casing and is easily added to 22,000 and 30,000 Btu/hr models. Comes with a fully automatic fan switch. 115V power supply required. 140 CFM. Model 2302, shipping weight 6 lbs.




Thin Wall Collar Kit

For wall thicknesses from 1" to 5". Installs with vent kit. Order **Model 9307**, shipping weight 4 lbs.

Vent Cap Guard

Protects pedestrian traffic from heat of vent cap. Model 9308. Shipping weight 3 lbs.



Vent

To meet your installation needs, all models accommodate optional through-the-wall vent which may extend up to a 24" maximum. Shipping weight 10 lbs.

Cannot be used on mobile home models.

Model No.	Length	Application
9301	15"	22036 & 30036 Series
9302	24"	22036 Series
9303	24"	14036 & 30036 Series
9304	15"	14036 Series

Recommended Minimum Clearances

- 2" from intersecting wall
- 18" from top of appliance to ceiling or other obstruction for 14,000 Btu/hr models
- 24" from top of appliance to ceiling or other obstruction for 22,000 and 30,000 Btu/hr models

IMPORTANT

- Read owner's manual before using.
- Photographs are representative only.
- Specify propane or natural gas when ordering.
- Check local codes and ordinances for permitted uses.
- Consult installation manual for clearances prior to installation.
- We reserve the right to amend product specifications without notice.
- Installation and servicing recommended by a qualified service person.
- Please read the warranty for any limitations or disclaimers. Combustion chamber carries a ten-year limited warranty. All other parts carry a one-year limited warranty.
- Venting must comply with the "Venting and Chimney Requirements" section of installation manual.